


SCENIC VIEW TOWER IN THE ALPS



TEACHERS

Prof. Jan Siem

Ass.prof. Arnstein Gilberg, course manager




SCENIC VIEW TOWER IN THE ALPS



DESIGN COURSE

The design process from idea to full scale detailing

Material
Joint
Structure
Space
Form



SCENIC VIEW TOWER IN THE ALPS



ERASMUS+

Wood: Structure and Expression

Universität Liechtenstein
Academy of Architecture Amsterdam

Assignment:
Scenic view tower in the Alps




Workshop in Liechtenstein
16th -24th March

Funded by the Erasmus+ project



SCENIC VIEW TOWER IN THE ALPS



AAR 4565
AAR 4885
Large Timber Structure

Design course
Theory course
Separate evaluation
Lectures and seminars



Full scale details in the workshop
Traditional crafts
Modern digital 3D tools





Rindal 2012



Rindal 2015



Orkdal 2017

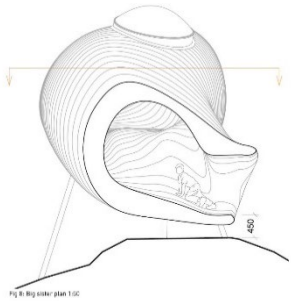


Fig. 8: Big solar plan 1:50



Fig. 11: Big solar exterior photo model 1:10

SCENIC VIEW TOWER IN THE ALPS

LEARNING OUTCOME

Architectural Design
Integral Approach



Material knowledge
Structural Knowledge

The design process
Full scale Detailing


Cooperation

Presentation skills

CAD-competence



SCENIC VIEW TOWER IN THE ALPS



WELCOME!

